



FELIX

12V MINI PENDANTS

location:
DRY

SPECIFICATIONS:

DESCRIPTION

Low voltage mini pendant with Modern Aluminum Shade and Alzak Reflector.

LAMPING

LED: 9W Integrated source, dimmable, 85+ CRI, 3000°K CCT, 800 lumens, 30,000 hours.

SHADE

Shade shall be made of brushed Aluminum or Bronze powder coat. 7.875" Dia. x 10.75" H

REFLECTOR

Low glare inner reflector is of Aluminum Alzak, Silver is for Satin Nickel finish and Champagne is for Bronze finish.

CORD

Standard cord is 10' field-adjustable coaxial type with teflon jacket. Jacket tint coordinates with metal finish.

STANDARD PENDANT (1XT, X)

Mini pendant comes complete with flat-style canopy and LED Driver. See next page for multi light options with "X" prefix.

METAL FINISH

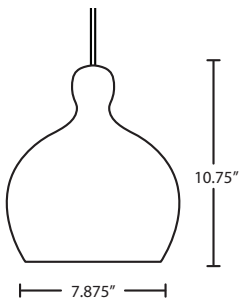
Glass retainer hardware and canopies are finished in either Bronze or Satin Nickel.

LABELS

UL or ETL Listed. Suitable for Damp Locations (interior use only).



SATIN NICKEL W/ SILVER REFLECTOR & BRONZE W/ CHAMPAGNE REFLECTOR



Project Information:

For ordering information, see next page

All dimensions provided are nominal. Allowance must be made for dimensional tolerance in handcrafted glasses.

REV 1/17



ORDERING:

CONNECTION	SHADE OPTION	LAMP OPTIONS	METAL FINISH
Pendant Fixtures	FELIX Felix	LED 9W LED	BR Bronze
1XT Flat Canopy			SN Satin Nickel

Multi light
X For Multi light
Canopy

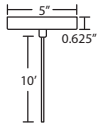


Multi light available
See options on right

Ex. 1XT-FELIX-LED-SN
Felix LED Pendant, Satin Nickel Finish

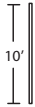
FIXED PENDANT OPTIONS:

1XT 1 LIGHT PENDANT, FLAT CANOPY



- Suitable for use on sloped ceilings
- 1x electronic 60W dimmable 120V transformer, fits partially in junction box
- Installs to standard 4" octagonal junction box
- Bronze or Satin Nickel metal finishes

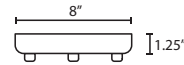
X 1 LIGHT PENDANT FOR MULTI-PORT CANOPIES



- Suitable for use on sloped ceilings
- 1x electronic 60W dimmable 120V transformer, fits partially in junction box
- Installs to standard 4" octagonal junction box
- Bronze or Satin Nickel metal finishes

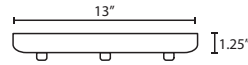
MULTI-PORT CANOPY OPTIONS:

T23X 3 LIGHT ROUND CANOPY



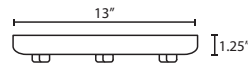
- Suitable for sloped ceilings
- Bronze or Satin Nickel
- 10" Dia. shades MAX, with staggered heights

T23XL 3 LIGHT LARGE ROUND CANOPY



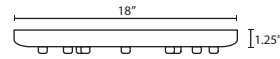
- Suitable for sloped ceilings
- Bronze or Satin Nickel
- 16" Dia. shades MAX, with staggered heights

T26X 6 LIGHT ROUND CANOPY



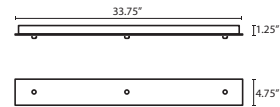
- Suitable for sloped ceilings
- Bronze or Satin Nickel
- 10" Dia. shades MAX, with staggered heights

T29X 9 LIGHT ROUND CANOPY



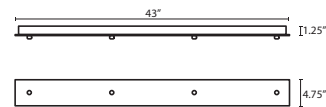
- Suitable for sloped ceilings
- Bronze or Satin Nickel
- 10" Dia. shades MAX, with staggered heights

T23V 3 LIGHT BAR CANOPY



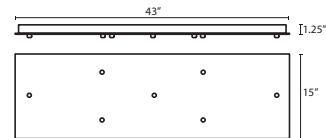
- Suitable for sloped ceilings
- Bronze or Satin Nickel
- 20" Dia. shades MAX, with staggered heights

T24V 4 LIGHT BAR CANOPY



- Suitable for sloped ceilings
- Bronze or Satin Nickel
- 20" Dia. shades MAX, with staggered heights

T27V 7 LIGHT BAR CANOPY



- Suitable for sloped ceilings
- Bronze or Satin Nickel
- 14" Dia. shades MAX, with staggered heights

HOW TO ORDER A MULTILIGHT FIXTURE

Order your canopy with the selected 12V multi light pendants (indicated by "X" prefix) for the complete fixture:

Example: 1x T23XL-SN (3 Light Large Round Canopy)

1x X-719819-SN (Karli Pendant in Carrera)

1x X-7198HN-SN (Karli Pendant in Honey)

1x X-719841-SN (Karli Pendant in Garnet)